



# Membership Overview

## Mississippi AAFP

August 2017

### General Chapter Overview:

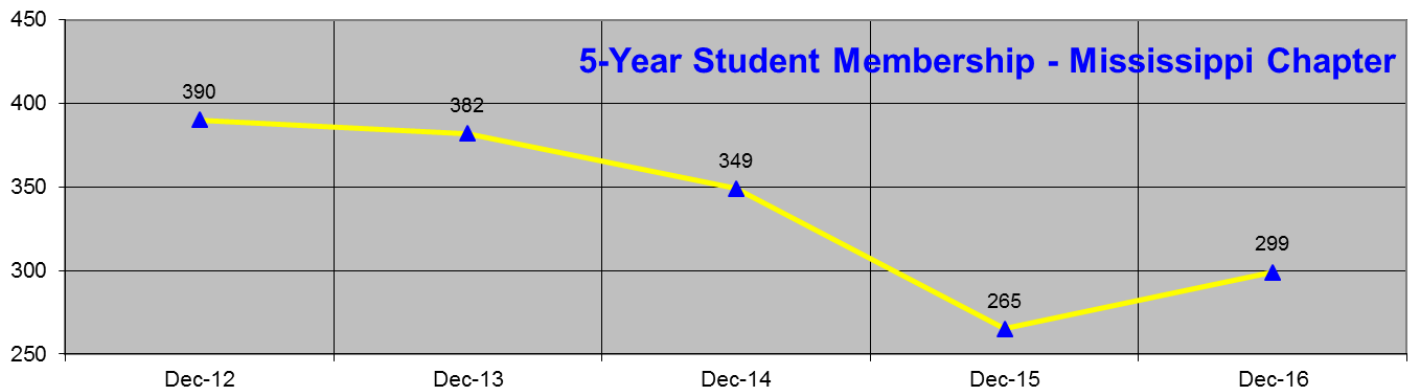
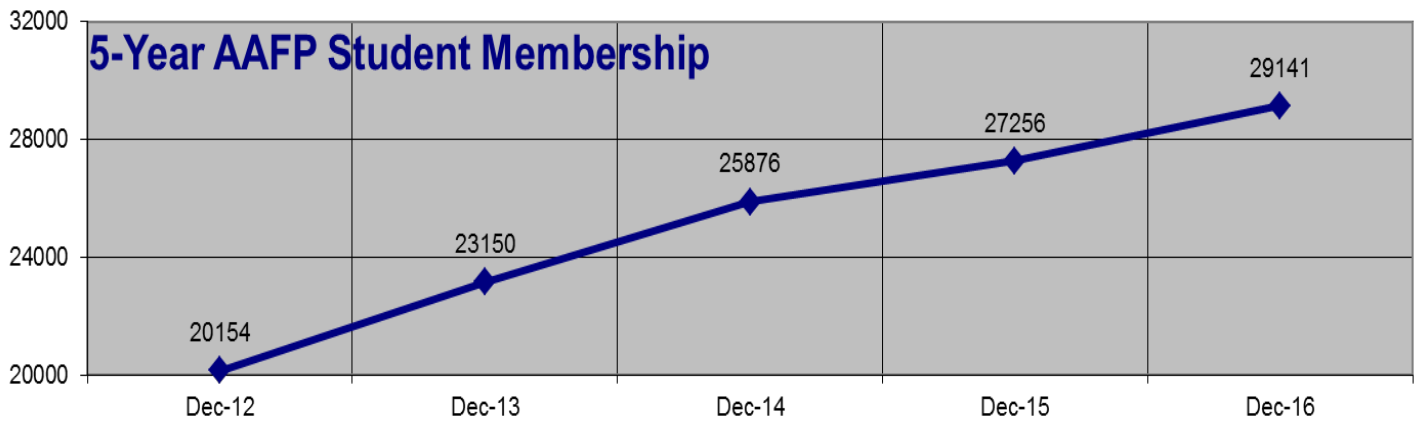
The Mississippi AAFP is a medium chapter (401 to 1,000 active members) with the following membership numbers:

August 2016		August 2017	
Active	544	Active	546
Honorary	0	Honorary	0
Inactive	4	Inactive	7
Supporting	6	Supporting	5
Life	88	Life	90
Resident	69	Resident	75
Student	275	Student	314
<b>TOTAL</b>	<b>986</b>	<b>TOTAL</b>	<b>1,037</b>

MS AAFP active membership is up 2 members between August 2016 and August 2017—a 0.37% increase. AAFP saw a 1.47% increase in active membership during this same period.

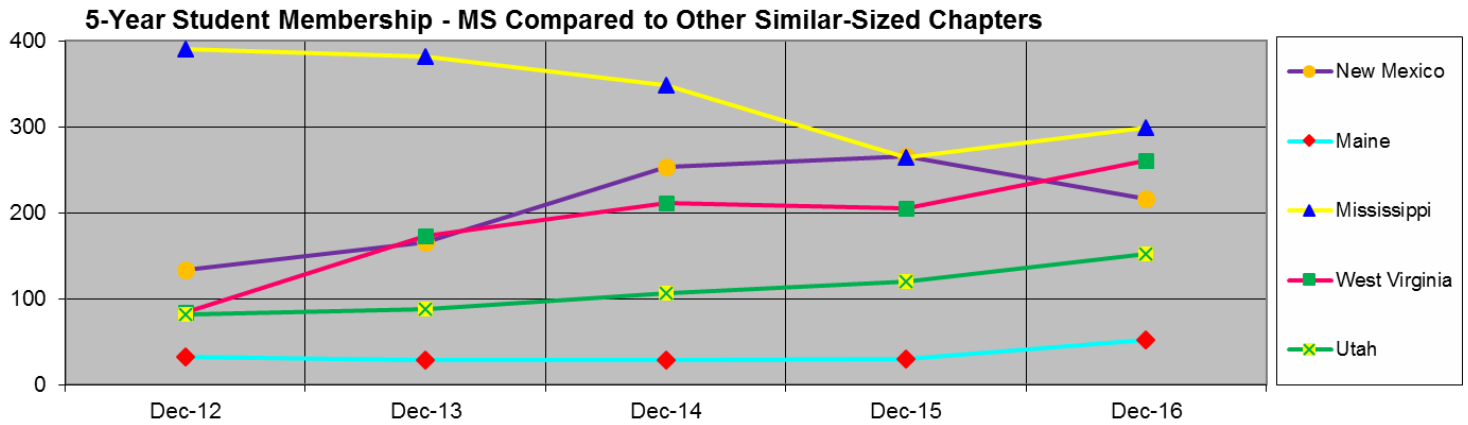
### Student Membership:

AAFP student membership decreased by 10.14% from 2005 through 2010. That trend has since shifted showing a 44.59% increase the past 5 years and a 12.62% growth since 2014. Over the last year, the AAFP has seen a 6.92% student member increase.



Student membership in the MS AAFP increased by 45.98% from 2005 to 2010. The chapter saw a 23.33% decrease in student membership from 2012 to 2016, and a decrease of student membership of 14.33% from 2014-2016. There was an increase of 12.83% from end of 2015 to end of 2016.

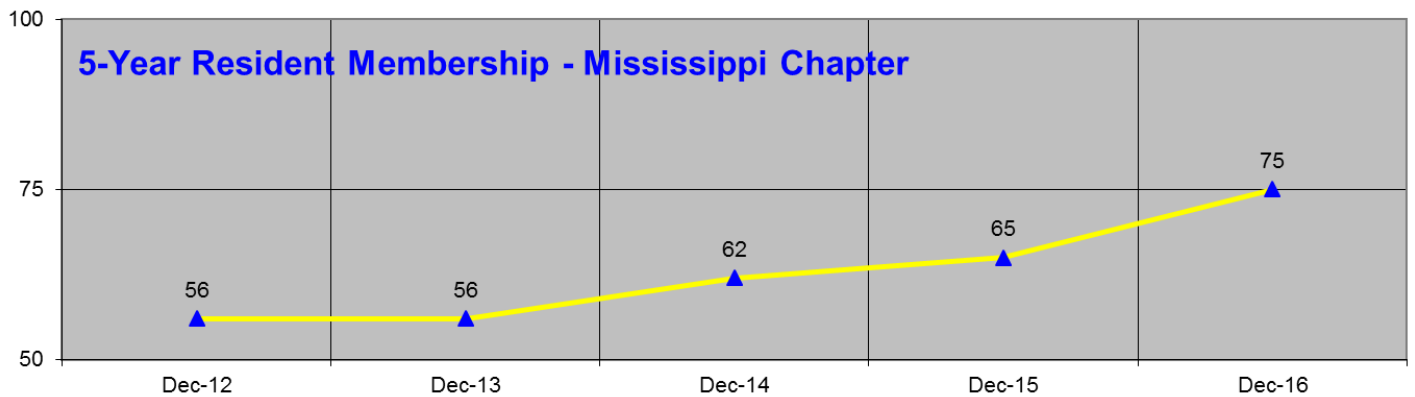
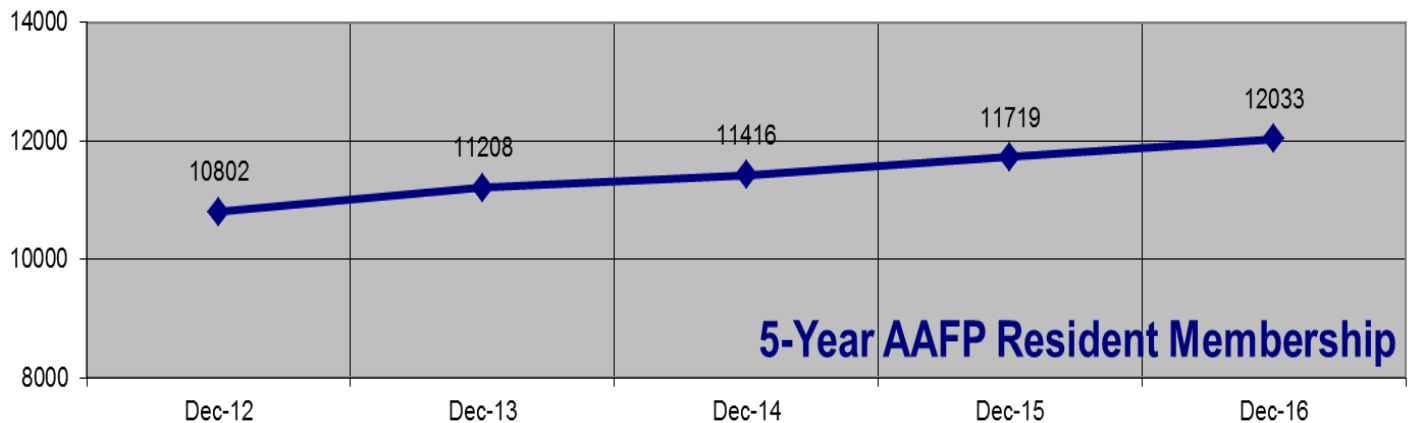
## Student Membership (compared to four similar-sized chapters):



Three of the five chapters compared above saw increases in student growth at the 10, 5, 3 and 1-year comparison points. The MS AFP experienced the fourth largest increase in growth rate of those compared above from end of 2015 to end of 2016.

## Resident Membership:

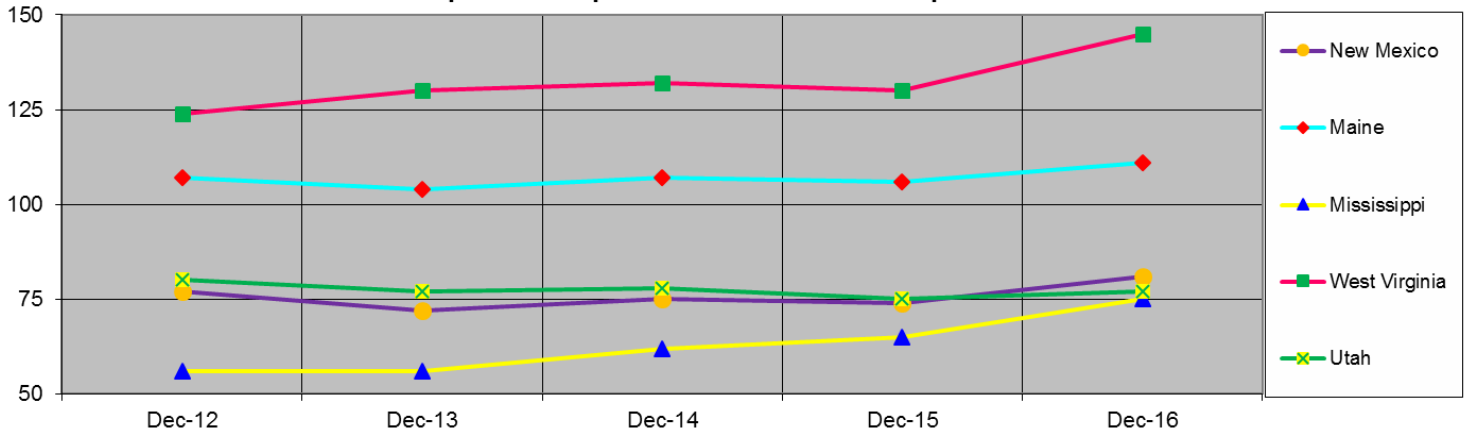
AAFP has seen increases in resident membership at the 10, 5, 3 and 1-year comparison points. From 2007 to 2016 there was a 26.65% increase, 2012 – 2016 a 11.40% and from 2014-2016 a 5.40% increase. AAFP saw a 2.68% increase over the last year.



The MS AFP saw an increase in resident membership at the 10, 5, 3 and 1-year comparison points, with a 15.39% growth rate this past year.

## Resident Membership (compared to four similar-sized chapters):

5-Year Resident Membership - MS Compared to Similar-Sized Chapters



Four chapters compared above saw growth at all comparison points (10, 5, 3 and 1-year). The MS chapter experienced the highest growth rate at all comparison points of the chapters compared above.

### First-Year New Physicians

The MS AFP does participate in the discounted dues program. The average payment rate for those chapters that offered a discount for 2016 dues was 73.16% and those who did not was 70.68%. As chapters look at the percentage rate of paid first-year new physicians that received discounted chapter dues compared to the percentage rate of paid first-year new physicians that did not receive a discount, it is important to note that 80% of all residency graduates now pay discounted dues at the national and chapter level.

	Percentage of first-year new physicians who paid dues under the 2016 discounted dues program.	Offered a Dues Discount?
AAFP	72.66%	Yes
Utah	86.67%	Yes
New Mexico	81.48%	Yes
<b>Mississippi</b>	<b>80.0%</b>	<b>Yes</b>
West Virginia	64.44%	No
Maine	58.82%	Yes

Because of the continuing focus on this membership segment – it is important to keep a close eye on new physician members. The MS Chapter is ranked 23<sup>rd</sup> of the 55 chapters in the first-year payment rate. In 2015, the MS payment rate was 76.47% which was 33<sup>rd</sup> out of the 55 chapters.

**Student Membership** (Ranked in Chapter order over the past year based on end of year data)

	<b>Ten Year (2007 to 2016)</b>	<b>Five Year (2012 to 2016)</b>	<b>Three Year (2014 to 2016)</b>	<b>Past Year (2015 to 2016)</b>
AAFP	+108.2%	+44.60%	+12.62%	+6.92%
Maine	+188.9%	+62.50%	+79.31%	+73.33%
West Virginia	+64.15%	+210.70%	+23.70%	+27.32%
Utah	+192.30%	+85.37%	+43.40%	+26.67%
<b>Mississippi</b>	<b>-3.24%</b>	<b>-23.33%</b>	<b>-14.33%</b>	<b>+12.83%</b>
New Mexico	+176.9%	+61.19%	-14.63%	-18.80%

At the end of August, the MS AAFP had 314 students compared to 275 at the end of August 2016—a 14.18% increase. Because the chapter has seen a high of 393 students in 2011 and remained in the mid to upper 300s from 2009 to 2014 – this area is still one to watch even though the chapter is experiencing an increase at this time.

**Resident Membership** (Ranked in Chapter order over the past year based on end of year data)

	<b>Ten Year (2007 to 2016)</b>	<b>Five Year (2012 to 2016)</b>	<b>Three Year (2014 to 2016)</b>	<b>Past Year (2015 to 2016)</b>
AAFP	+26.65%	+11.40%	+5.40%	+2.68%
<b>Mississippi</b>	<b>+63.04%</b>	<b>+33.93%</b>	<b>+20.97%</b>	<b>+15.39%</b>
West Virginia	+36.79%	+16.94%	+9.85%	+11.54%
New Mexico	+15.71%	+5.20%	+8.0%	+9.46%
Maine	+11.0%	+3.74%	+3.74%	+4.72%
Utah	+5.48%	-3.75%	-1.28%	+2.67%

Currently, the MS chapter has 75 residents at the end of August compared to 69 at the end of August 2016, an 8.70% increase. The chapter consistently meets the 100% resident membership recognition.